



ಬೃಹತ್ ಬೆಂಗಳೂರು ಮಹಾನಗರ ಪಾಲಿಕೆ
Bruhat Bengaluru Mahanagara Palike



BBMP COVID-19 WAR ROOM 18.01.2022



ABSTRACT OF COVID-19 CASES IN BENGALURU

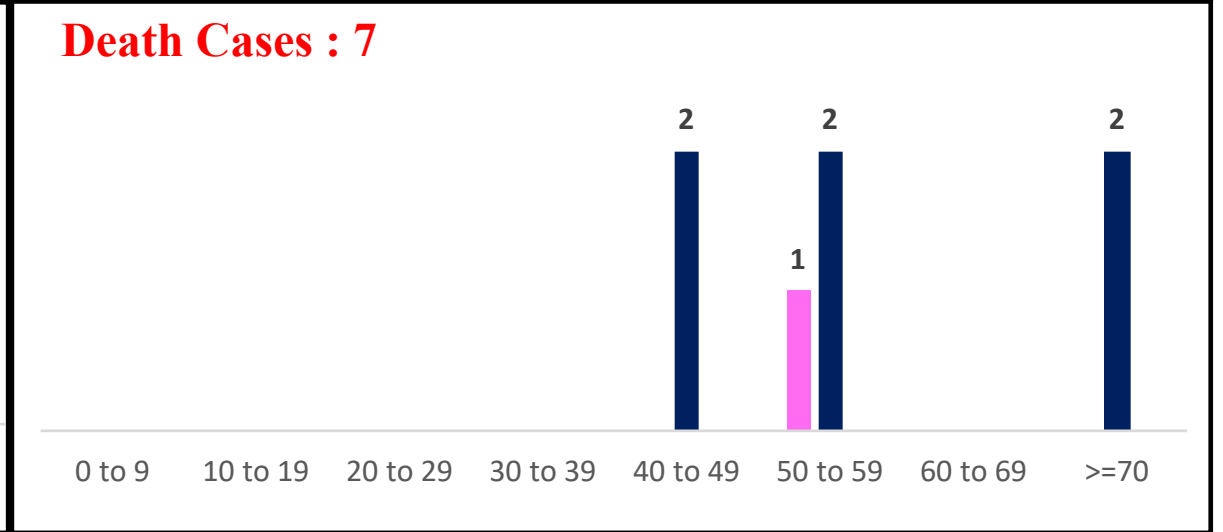
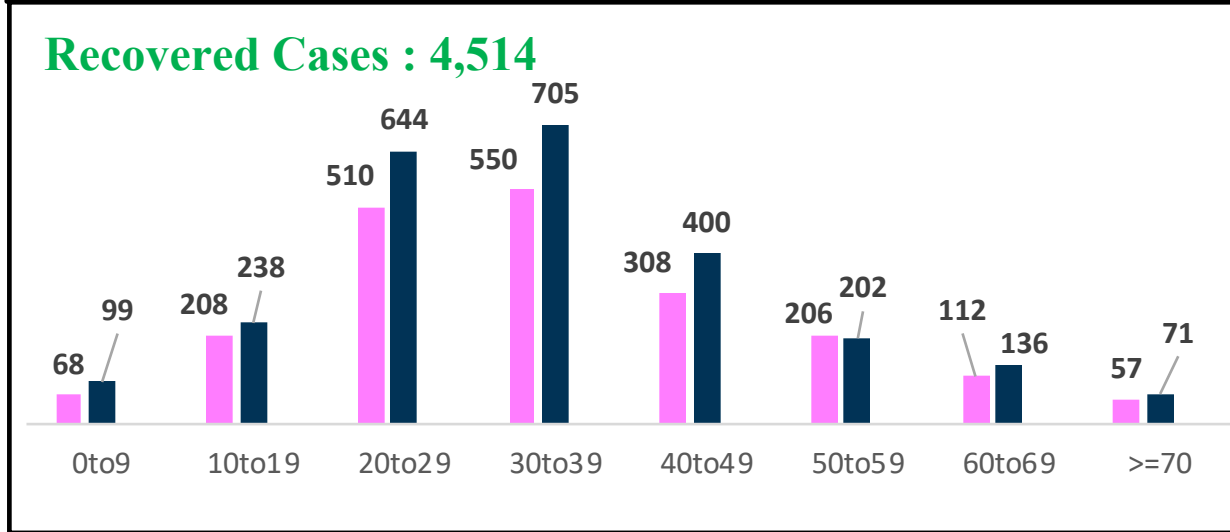
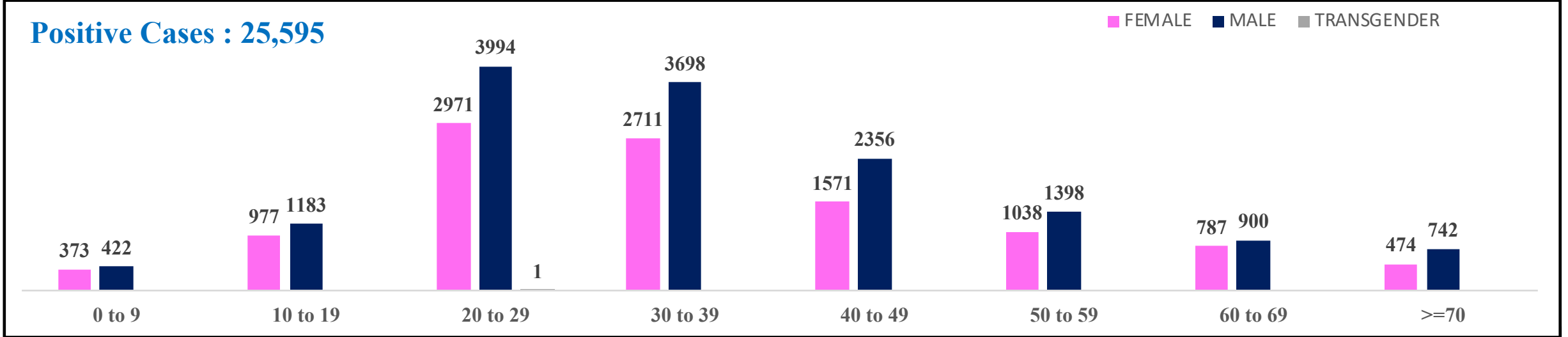


	MALE	FEMALE	TRANSGENDER	MALE	FEMALE	TRANSGENDER	TOTAL	
	Last 24 Hours	Last 24 Hours	Last 24 Hours	Cumulative	Cumulative	Cumulative	Last 24 Hours	Cumulative
Positive Cases	14,692	10,902	1	8,66,116	5,92,062	171	25,595	14,58,349
Recovered Cases	2,495	2,019	0	7,53,187	5,10,215	153	4,514	12,63,555
Death Cases	6	1	0	10,428	6,034	4	7*	16,466
Total Tests Done	In Last 24 hrs : 1,27,631					Cumulative : 2,54,33,088		
ACTIVE CASES					1,78,328			

*Covid deaths occurred today : 00 | Covid deaths occurred beyond last 24 hrs., reported today : 07



LAST 24 HOURS AGE GROUP AND GENDER WISE DISTRIBUTION





SNAPSHOT OF BENGALURU COVID-19 CASES IN LAST 8 WEEKS



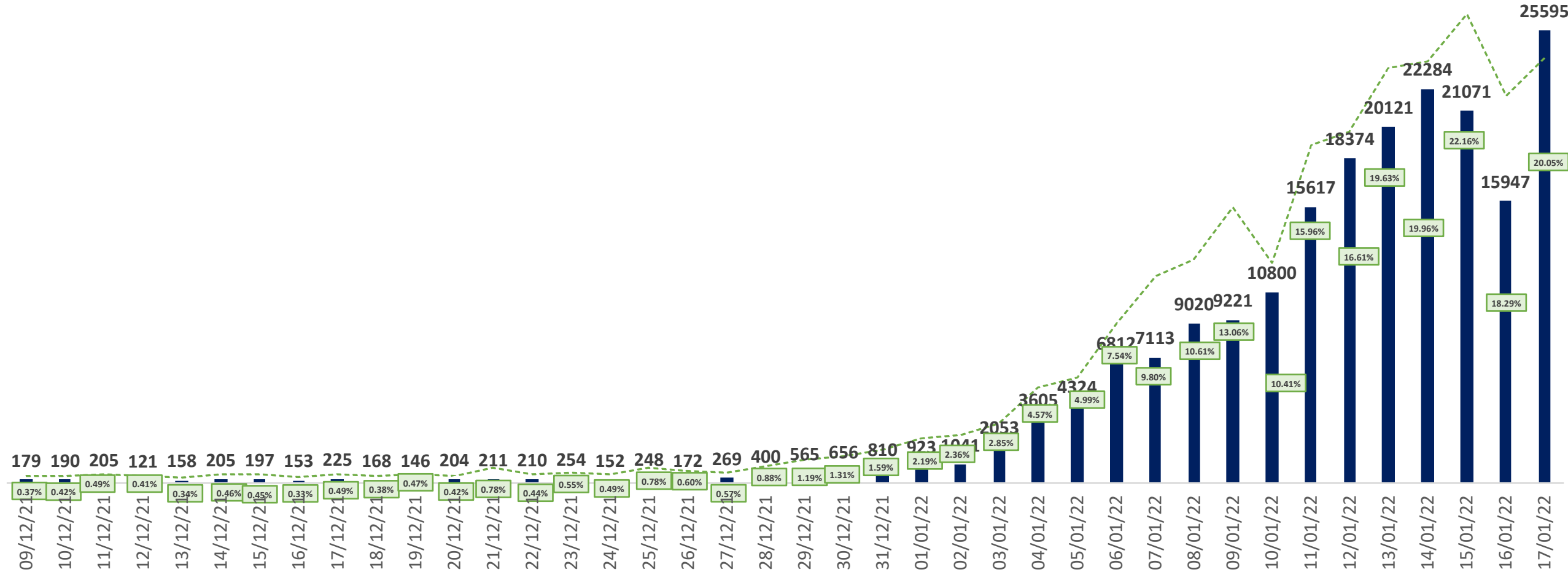
	23-11-2021 To 29-11-2021	30-11-2021 To 06-12-2021	07-12-2021 To 13-12-2021	14-12-2021 To 20-12-2021	21-12-2021 To 27-12-2021	28-12-2021 To 03-01-2022	04-01-2022 To 10-01-2022	11-01-2022 To 17-01-2022
Total Positive Cases	1,164	1,423	1,308	1,298	1,516	6,448	50,895	1,39,009
Total Recovered Cases	1,749	948	1,077	1,105	1,075	1,124	3,385	19,560
Total Death Cases	12	14	19	8	10	23	16	38
Case Fatality Rate	1.03%	0.98%	1.45%	0.62%	0.66%	0.36%	0.03%	0.03%
Total Tests Conducted	2,24,625	3,03,505	3,06,599	3,03,315	2,58,695	3,52,380	5,87,891	7,32,596
Positivity Rate	0.52%	0.47%	0.43%	0.43%	0.59%	1.83%	8.66%	18.97%



POSITIVITY RATE OF BENGALURU – LAST 40 DAYS

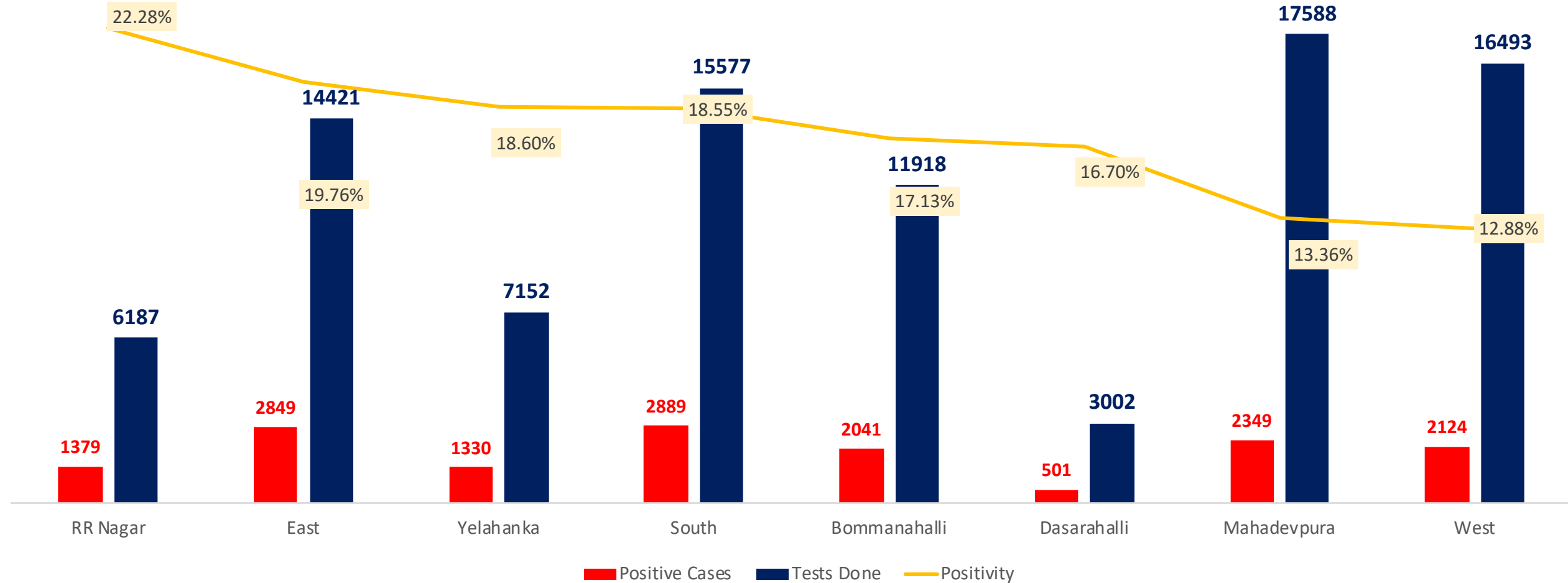


Positive Cases Positivity



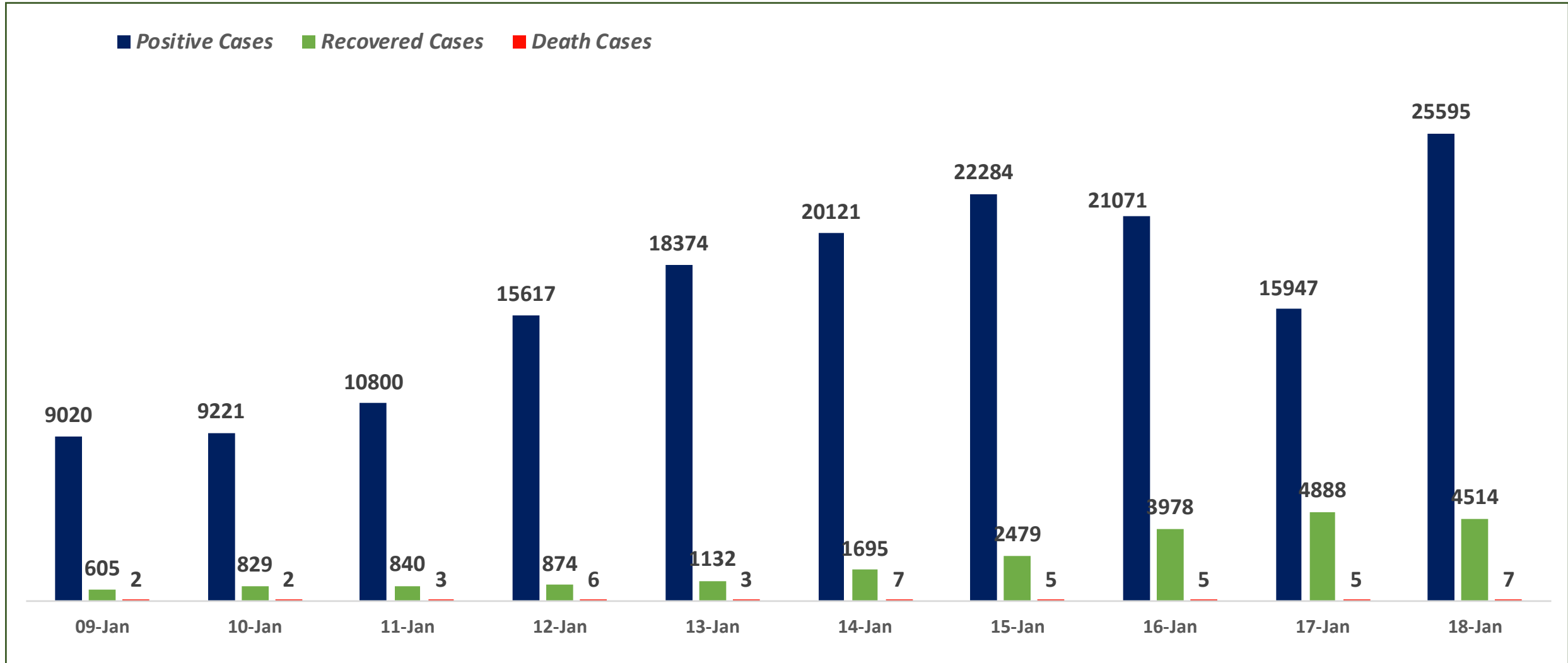


ZONE WISE AVERAGE POSITIVITY TREND FOR LAST 7 DAYS





SNAPSHOT OF POSITIVE, RECOVERED AND DEATH CASES OVER LAST 10 DAYS ACROSS BBMP ZONES

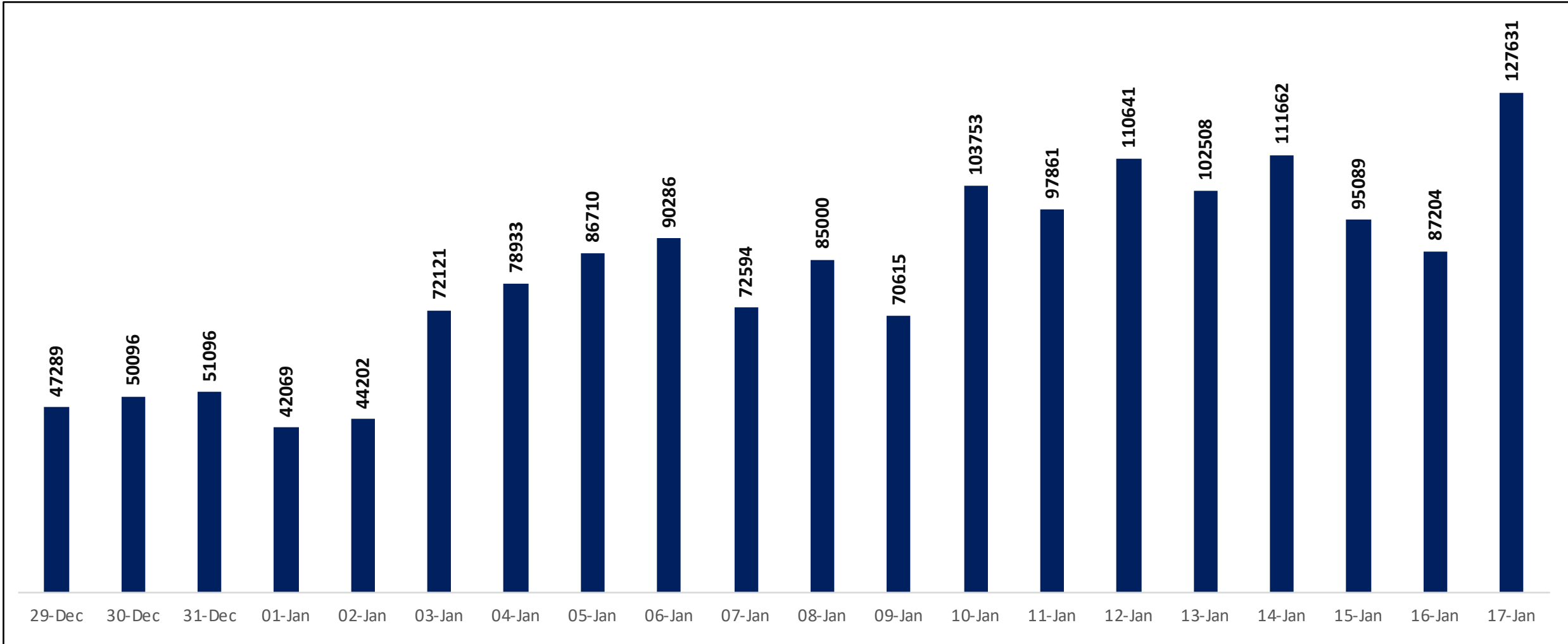




TESTING TRENDS IN BENGALURU

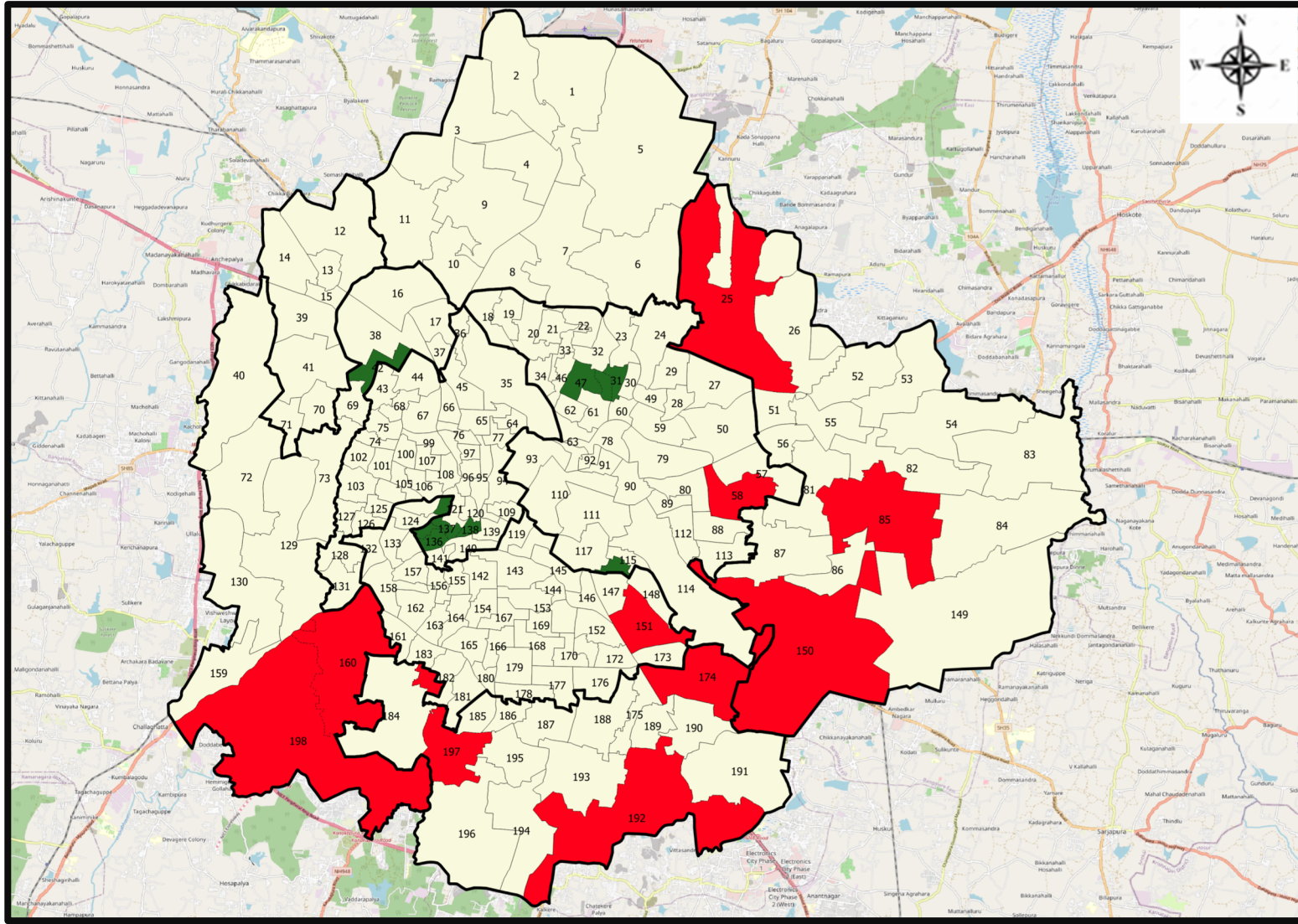


Total Test Conducted Till Date	Test Conducted Last 24 hours
2,54,33,088	1,27,631





BENGALURU URBAN MAP SHOWING TREND OF POSITIVE CASES IN LAST 7 DAYS



Top 10 wards reporting highest number of positive cases in last 7 days

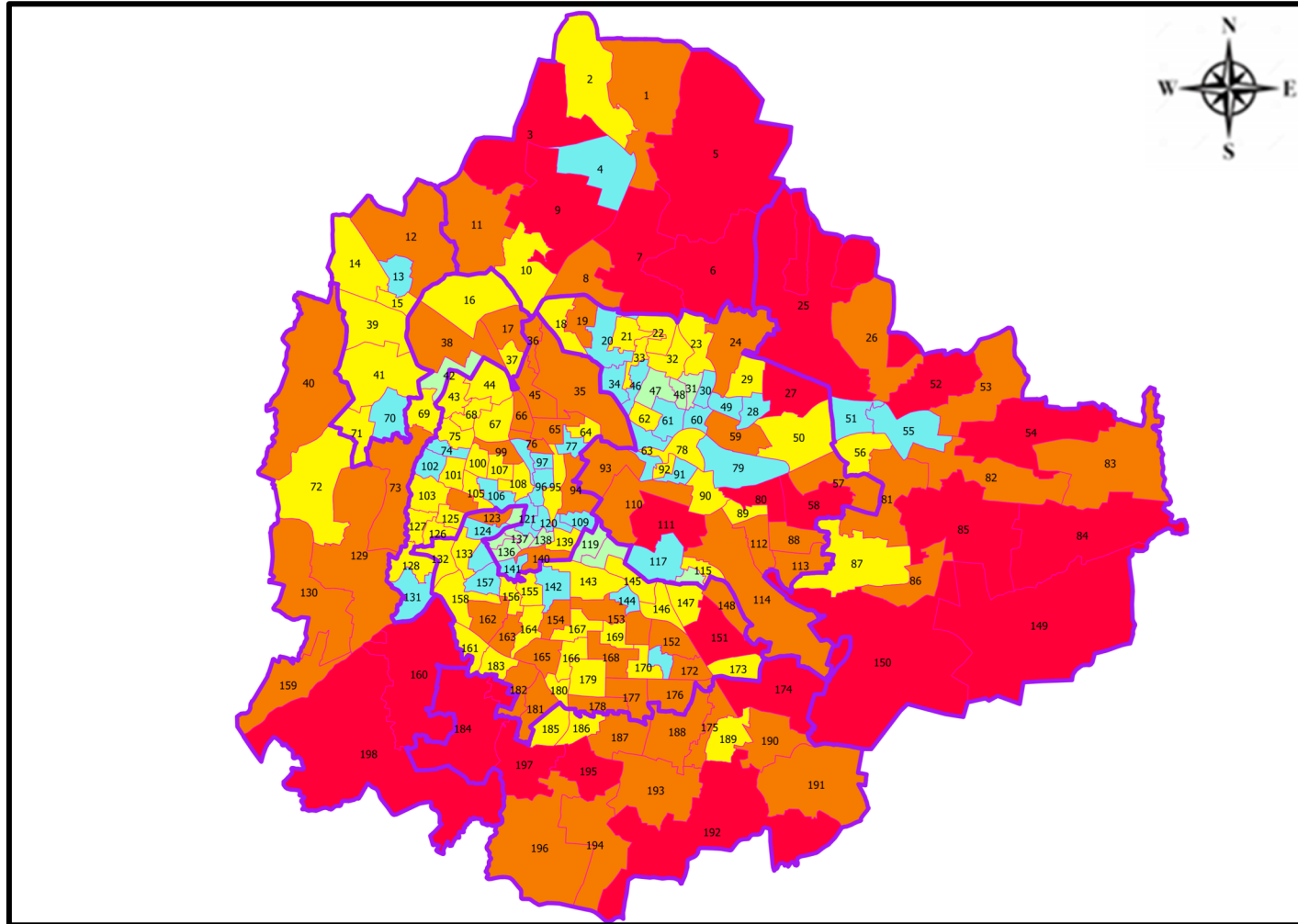
Ward No.	Ward Name	Daily Cases Average
150	Bellanduru	467
192	Begur	296
58	New Tippasandra	270
160	Rajarajeshwari Nagar	256
174	HSR Layout	251
25	Horamavu	248
198	Hemmigepura	239
151	Koramangala	237
85	Dodda Nekkundi	230
197	Vasanthpura	226







Top 10 wards reporting least number of positive cases in last 7 days

Ward No.	Ward Name	Daily Cases Average
48	Muneshwara Nagar	5
138	Chalavadipalya	6
42	Lakshmi Devi Nagar	6
135	Padarayanapura	8
116	Nilasandra	10
136	Jagajivanram Nagar	12
47	Devara Jeevanahalli	12
137	Rayapura	14
31	Kushal Nagar	14
122	Kempapura Agrahara	14



BENGALURU MAP SHOWING INTENSITY OF POSITIVE CASES IN LAST 7 DAYS



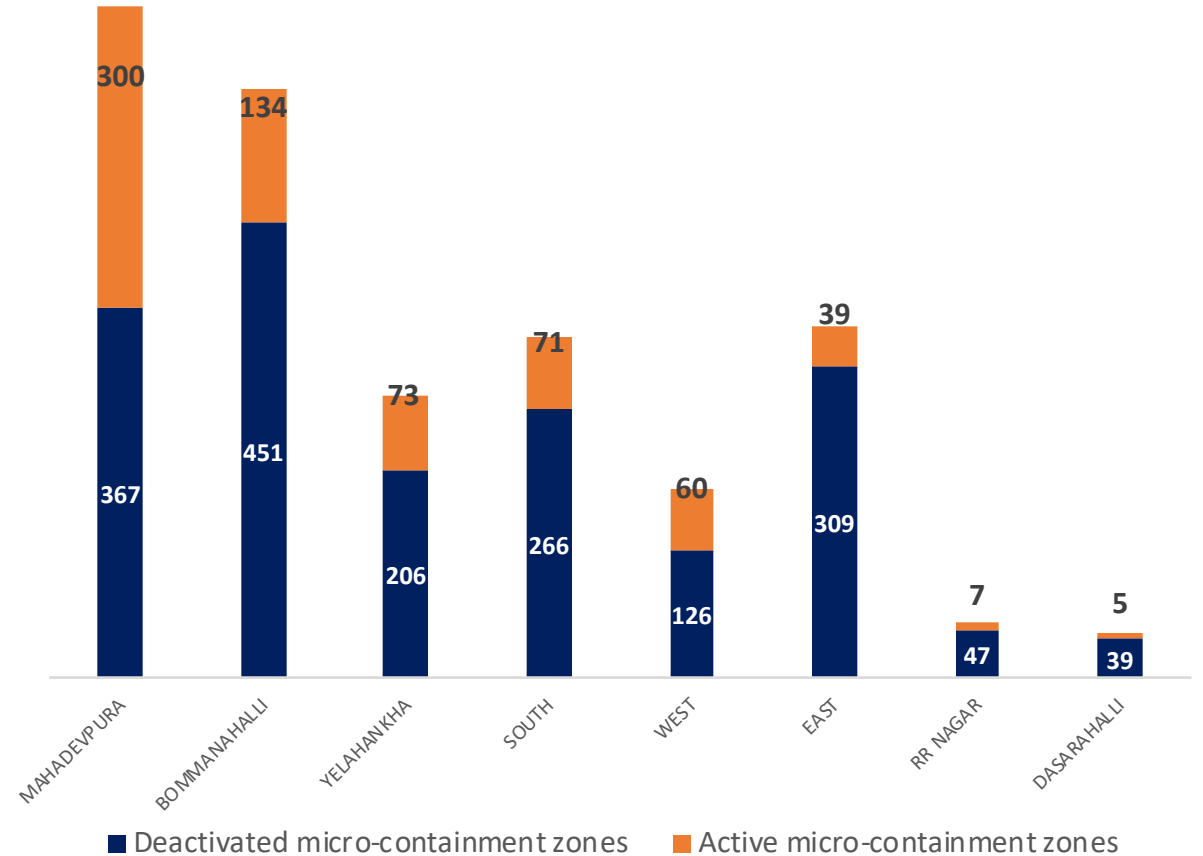
-  **Level 1 : 0 to 100 Cases**
-  **Level 2 : 100 to 250 Cases**
-  **Level 3 : 250 to 500 Cases**
-  **Level 4 : 500 to 1000 Cases**
-  **Level 5 : More than 1000 Cases**
-  **Zone Boundaries**



CONTAINMENT ZONE DETAILS



ZONE	TOTAL DECLARED	TOTAL DEACTIVATED	TOTAL ACTIVE
MAHADEVPURA	667	367	300
BOMMANAHALLI	585	451	134
YELAHANKHA	279	206	73
SOUTH	337	266	71
WEST	186	126	60
EAST	348	309	39
RR NAGAR	54	47	7
DASARAHALLI	44	39	5
TOTAL	2500	1811	689





COVID BED STATUS AS ON 18.01.2022

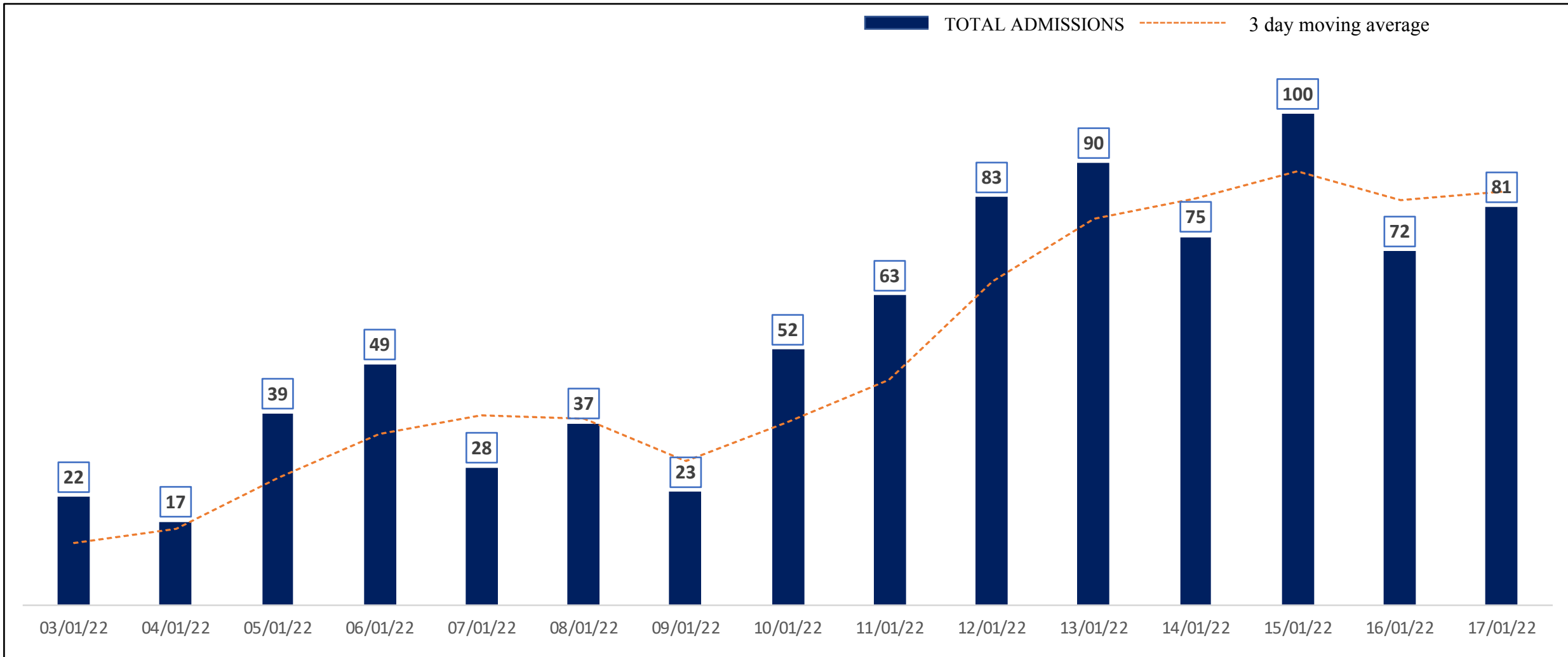


SR. NO.	Facility Type	No. of Hospital	Total Allocated Beds for C+ Patients					Occupied Beds for C+ Patients					Net Available Beds for C+ Patients				
			Gen Beds	HDU	ICU Beds	ICU-V	Total	Gen Beds	HDU	ICU Beds	ICU-V	Total	Gen Beds	HDU	ICU Beds	ICU-V	Total
1	Government Medical Colleges	4	120	255	33	27	435	33	90	24	9	156	87	165	9	18	279
2	Government Hospitals	18	731	307	80	117	1,235	126	60	13	11	210	605	247	67	106	1,025
3	Private Medical Colleges	12	1,592	1,719	181	189	3,681	32	26	22	8	88	1,560	1,693	159	181	3,593
4	Private Hospitals	30	840	442	157	117	1,556	23	13	10	7	53	817	429	147	110	1,503
5	Covid Care Centre	6	1,010					121					889				
Total Beds		70	4,293	2,723	451	450	7,917	335	189	69	35	628	3,958	2,534	382	415	7,289

* Status as on 18.01.2022 – 05:45 PM



HOSPITAL ADMISSIONS LAST 15 DAYS TREND



* Only Government Quota Admissions through CHBMS considered

* Only Fresh Admissions considered

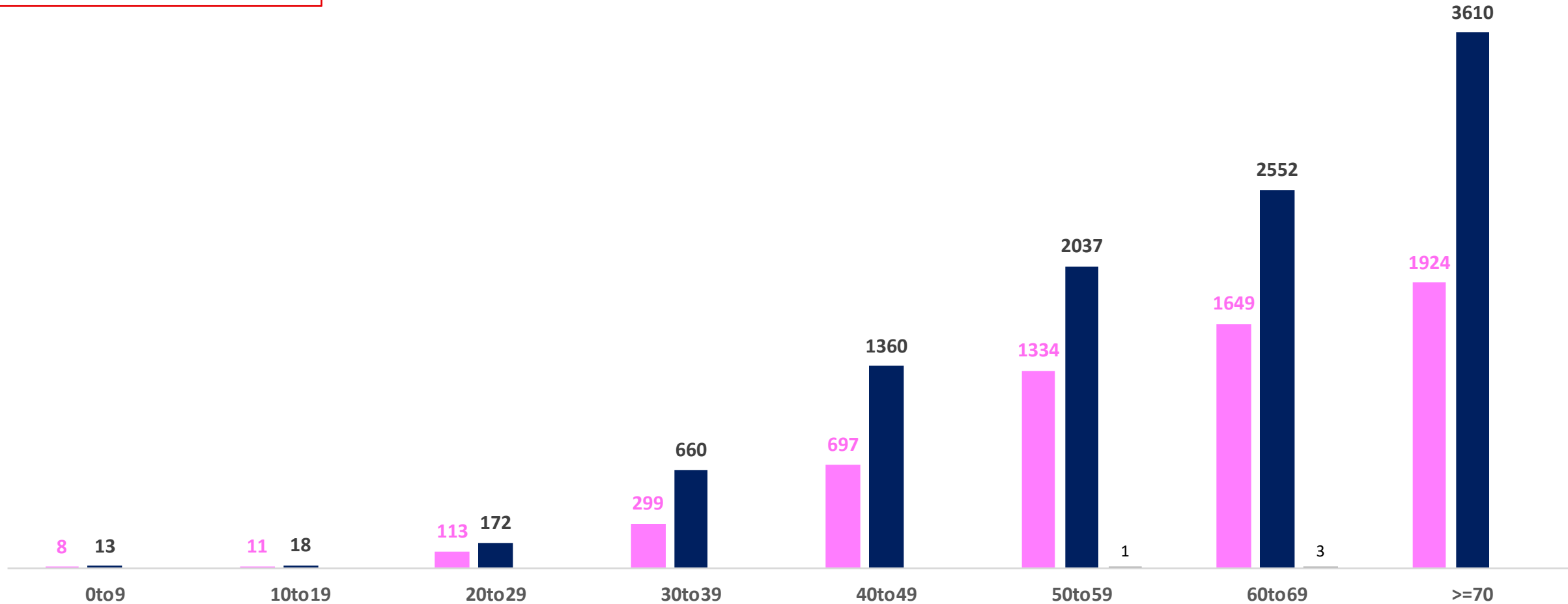


AGE AND GENDER WISE DISTRIBUTION OF DEATH CASES



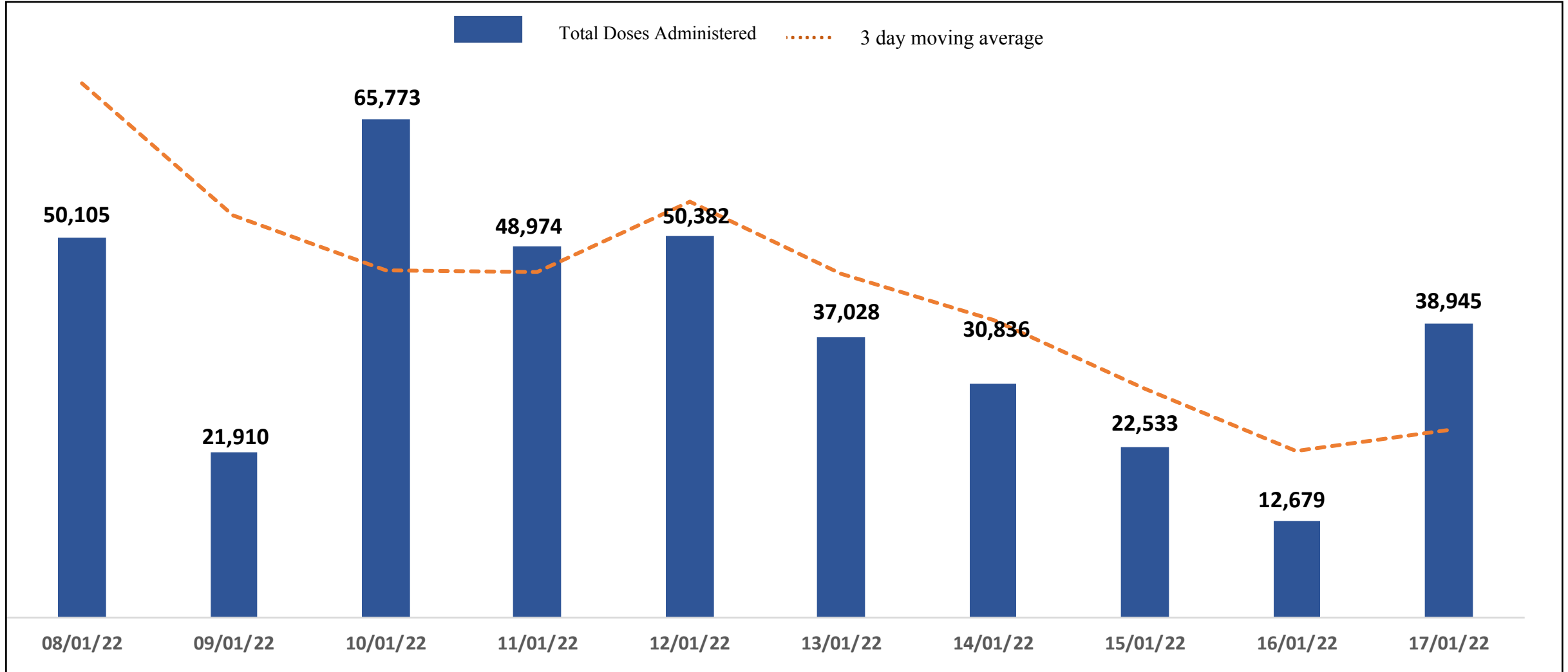
Death Cases: 16,466

Female Male Transgender



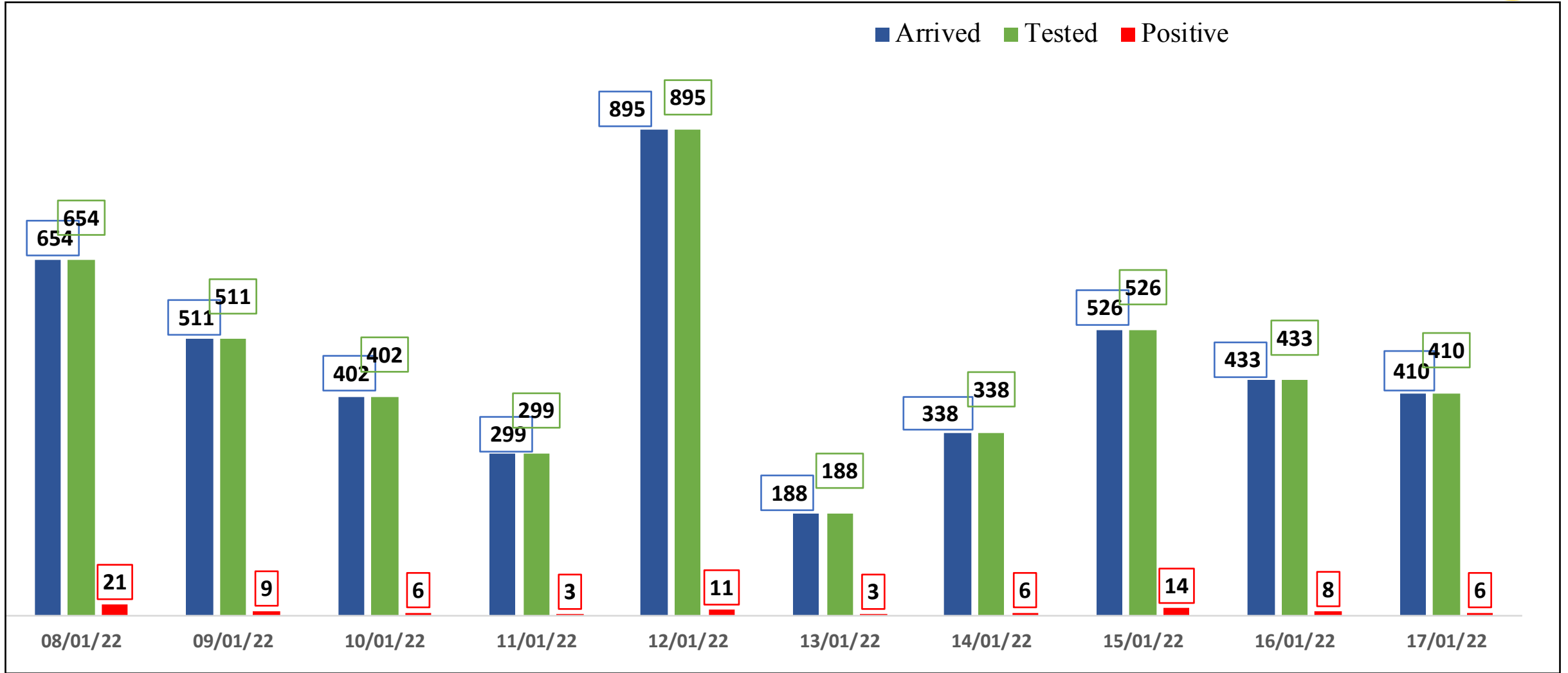


TOTAL VACCINE DOSES ADMINISTERED IN LAST 10 DAYS





INTERNATIONAL TRAVELLERS SURVEILLANCE IN LAST 10 DAYS

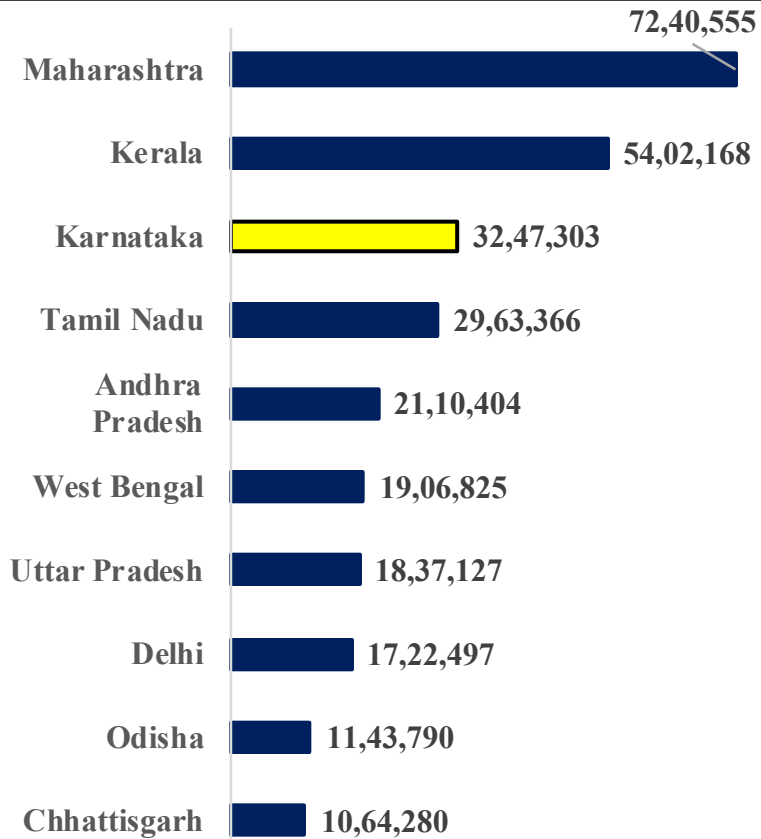




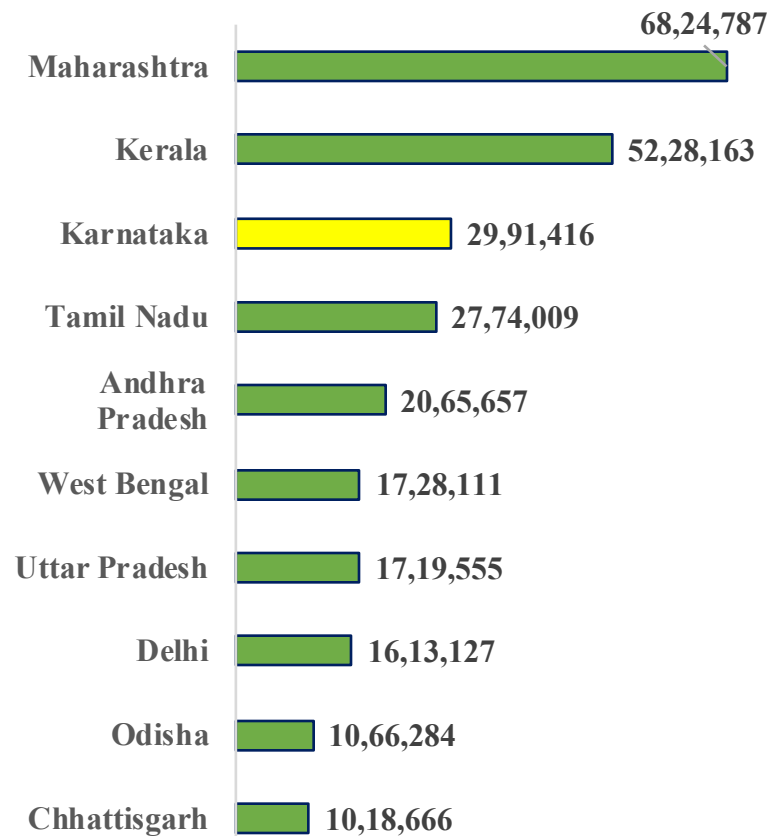
TOP 10 COVID19 AFFECTED INDIAN STATES



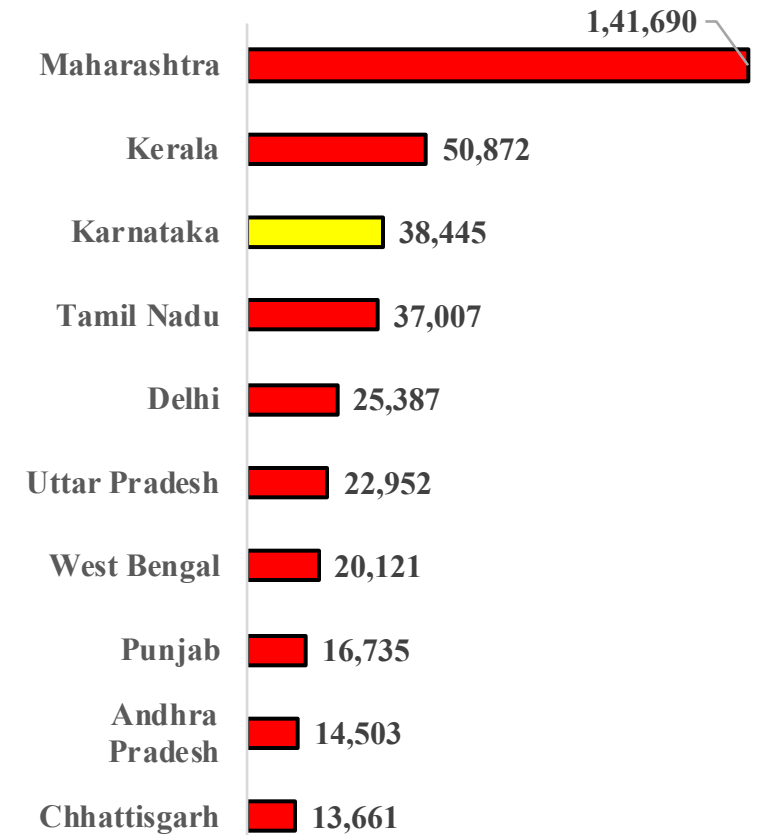
Total Positive Cases



Total Recovered Cases



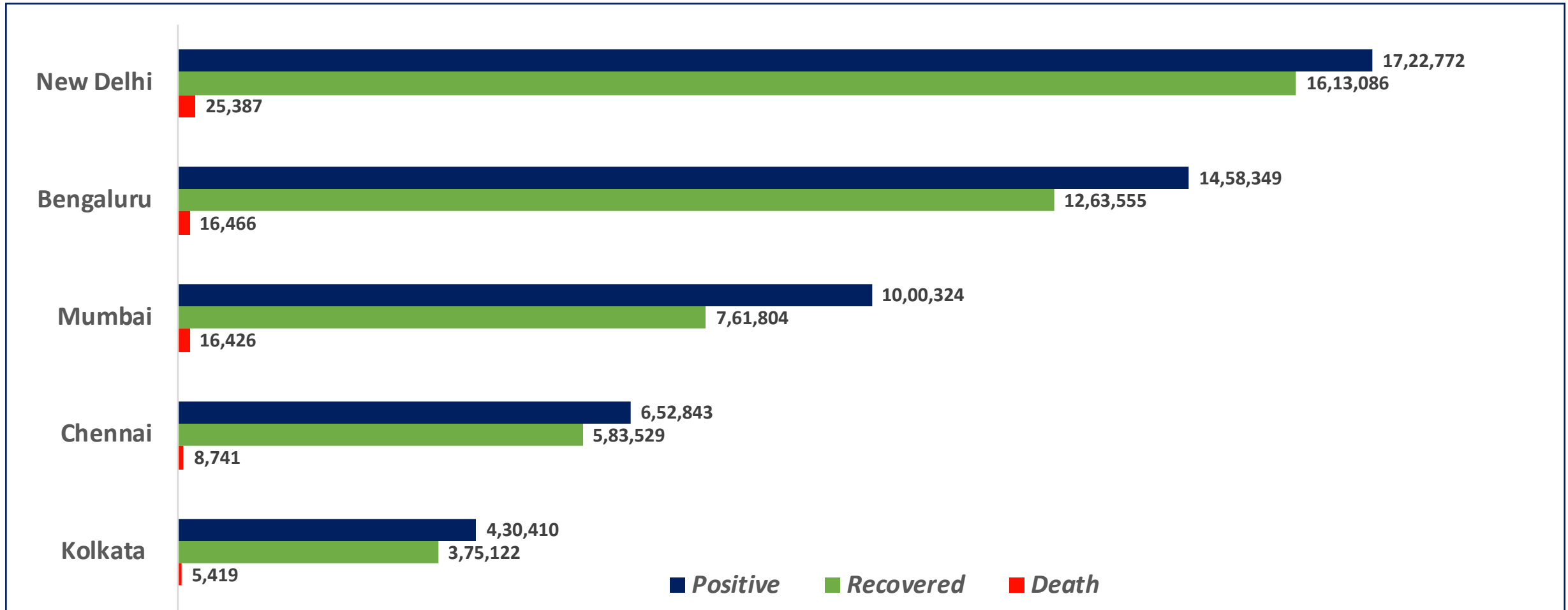
Total Death Cases



Source : <https://www.covid19tracker.in/> / at 5:10 pm (18.01.2022)



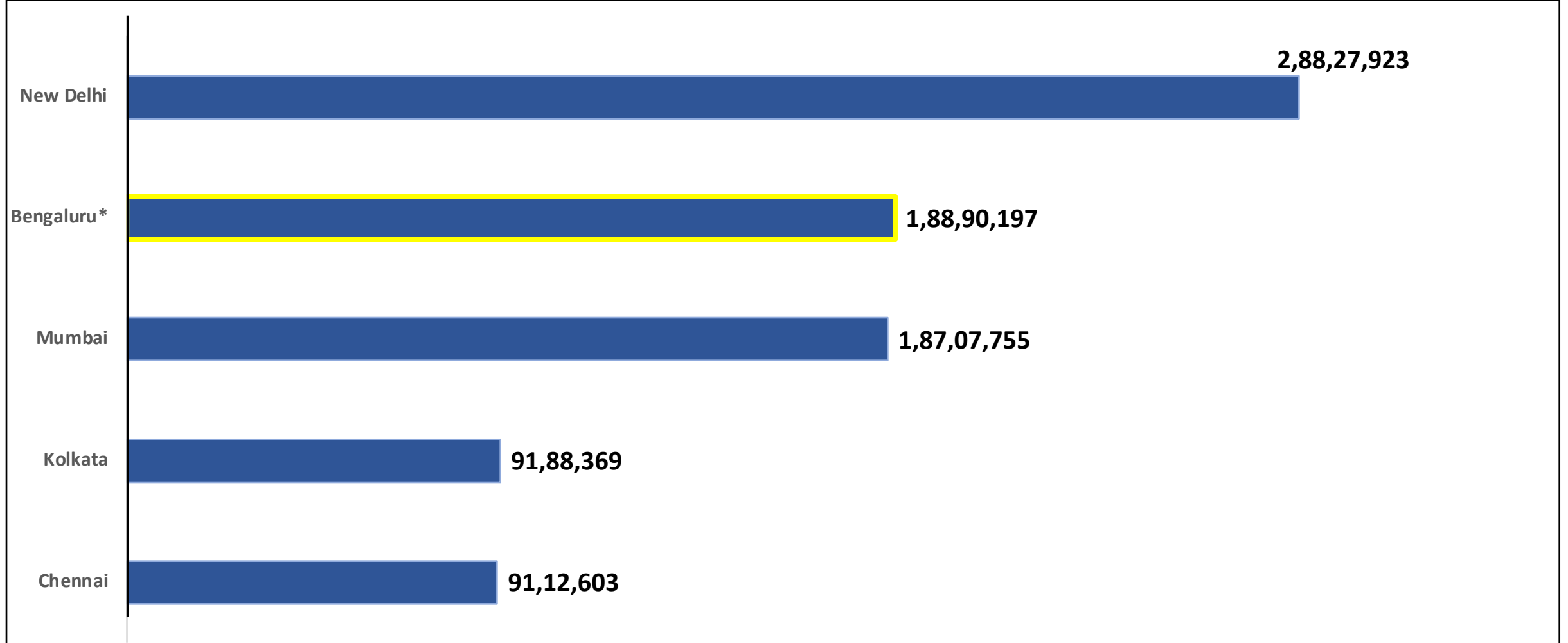
BENGALURU AND OTHER METROPOLITAN CITIES



Source : <https://www.covid19tracker.in/> at 5:10 pm (18.01.2022)



VACCINE DOSES ADMINISTERED IN BENGALURU AND OTHER METROPOLITAN CITIES



Source : <https://dashboard.cowin.gov.in/> at 5:10 pm (18.01.2022)

*includes BBMP & Bengaluru Urban



SNAPSHOT OF COVID-19 CASES IN BENGALURU URBAN



**Total Wards With
<=100 Cases* :
9**

**Tests Conducted
On 17.01.2022:
1,27,631**

**Recovery
Rate:
86.64%**

**Total
Active Cases :
1,78,328**

**Total Vaccinated on
17.01.2022:
38,945**

**Positivity
Rate* :
18.97%**

**Active
Rate:
12.23%**

**Case
Fatality Rate* :
0.03%**



*Total positive cases In the past 7 days

*CFR and positivity is for Past 7 days



ಬೃಹತ್ ಬೆಂಗಳೂರು ಮಹಾನಗರ ಪಾಲಿಕೆ
Bruhat Bengaluru Mahanagara Palike



Download BBMP Bulletin	https://apps.bbmpgov.in/covid19/mediabulletin.php
For BBMPCovid19 Bed Status:	https://apps.bbmpgov.in/covid19/en/Bedstatus.php
To register for vaccination :	https://selfregistration.cowin.gov.in/
BBMP COVID19 Dashboard:	https://apps.bbmpgov.in/covid19/
Follow us on:	 www.facebook.com/bbmp.comm1/
	 twitter.com/BBMPCOMM

Issued by:

Honorable Chief Commissioner, BBMP
Special Commissioner Health & IT, BBMP
MD, Bengaluru Smart City Limited

THANK YOU !

1 YEAR OF WORLD'S LARGEST VACCINATION DRIVE

myGov
मेरी सरकार

New Records for New India

First time ever roll out of vaccine within 11 months of 1st case

First-ever DNA based COVID-19 vaccine is 'Make in India'

Largest digital vaccination drive through Co-WIN app - 99 crore registrations

Data as on 15 Jan'22 | Source: MoHFW, cowin.gov.in

